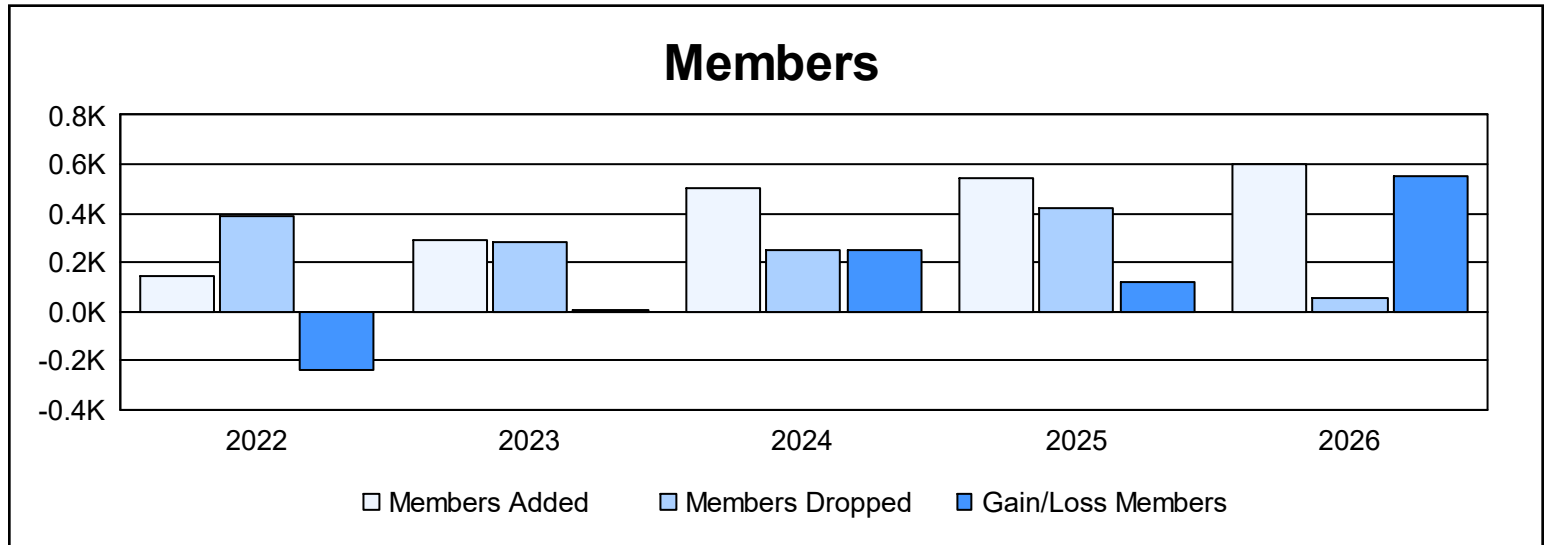
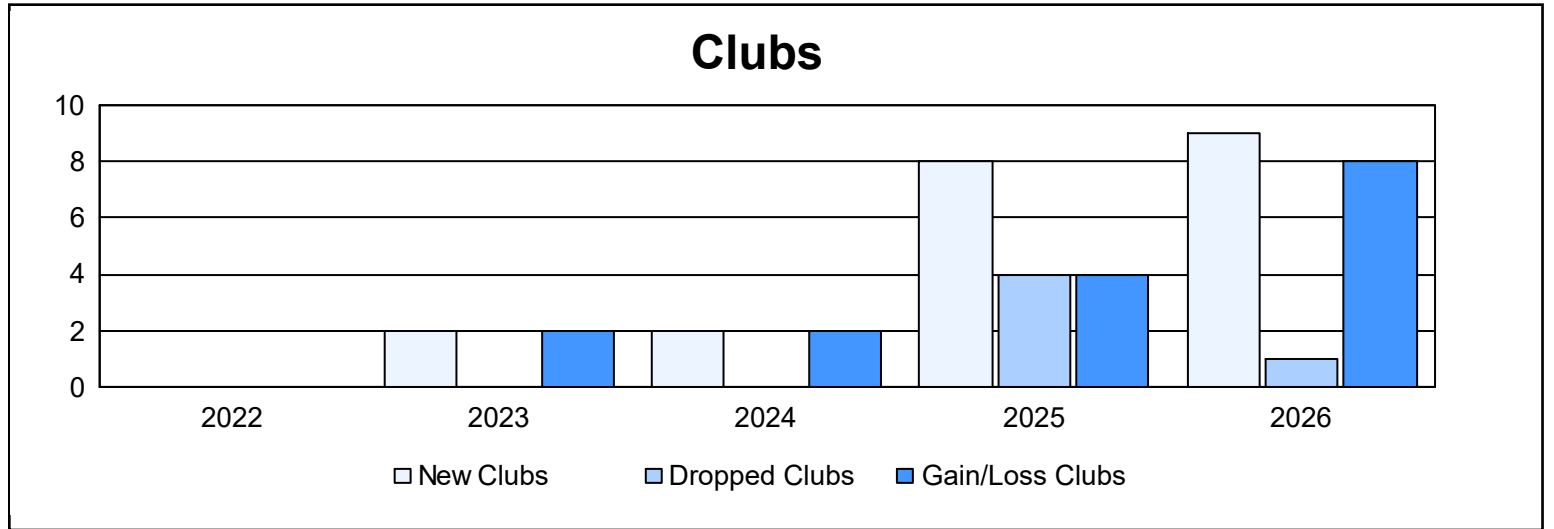
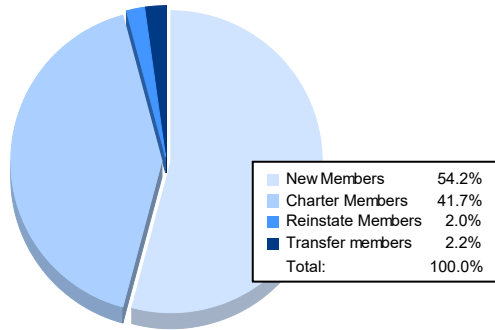


Year	New Clubs	Dropped Clubs	Gain/ Loss Clubs	New Members	Charter Members	Reinstate Members	Transfer Members	Total Member Added	Total Members Dropped	Gain/ Loss Members
2021-2022	0	0	0	121	9	8	7	145	385	-240
2022-2023	2	0	2	153	68	52	14	287	282	5
2023-2024	2	0	2	368	88	18	26	500	250	250
2024-2025	8	4	4	271	228	32	14	545	425	120
2025-2026	9	1	8	326	251	12	13	602	54	548
<b>Average</b>	<b>4</b>	<b>1</b>	<b>3</b>	<b>248</b>	<b>129</b>	<b>24</b>	<b>15</b>	<b>416</b>	<b>279</b>	<b>137</b>



### Membership Composition April 2026 Cumulative



### Gender Composition April 2026 Cumulative

